

A group of people, including a woman in a blue patterned sari and a child, looking at a laptop screen. The scene is dimly lit, suggesting an indoor setting at night or in a low-light environment. The woman is holding the laptop, and the child is smiling and looking at the screen. Other people are visible in the background, some looking towards the laptop.

# eclipse

UCCE Training: Interactive Digital Surveys

May 2022

4 h

# Session Objectives

- Learn how to conduct UCCE Interactive Digital Surveys.
- Gain hands-on experience in using the Digital Tool to deploy IDS.



# Session Agenda

🕒 4 hr

- 1** Introduction to User-Centred Community Engagement 30 min
  - 2** Surveying YA and Parents/ Caregivers 45 min
  - 3** Guidelines and advice 45 min
- Offline**
- 4** Hands-on practice 120 min
  - 5** Wrap up and Q/A 10 min



# Introduction to User-Centred Community Engagement

1. Purpose of Interactive Digital Surveys
2. What are Interactive Digital Surveys?
3. Digital tool walk-through

# Purpose of Surveys

We use surveys as part of the UCCE approach to engage a large part of the target community and get an initial understanding of their experiences with a specific programme. Survey findings are later explored in more details during the Co-Creation Sessions.

We will conduct surveys of YA and their parents or caregivers.



# What are the UCCE Interactive Digital Surveys?



- A special type of surveys designed for the UCCE approach
- Use photographs and illustrations to make conversations with children and caregivers easier and more fun
- Deployed on tablets through UCCE Digital Tool
- Broadly follow several areas of the **POWER4AY**:



WASH



Sexual and reproductive  
health / Menstrual  
hygiene



Empowerment



# Digital Tool Walk Through

Project Master Key

Submit

811-141-591

Master Key

'Download Surveys'

Select survey language

Survey title

Number of completed surveys

Number of survey responses uploaded to the Web Hub

'Start survey'

UCCE Bolivia

Upload all Responses

Unlink

Download Surveys


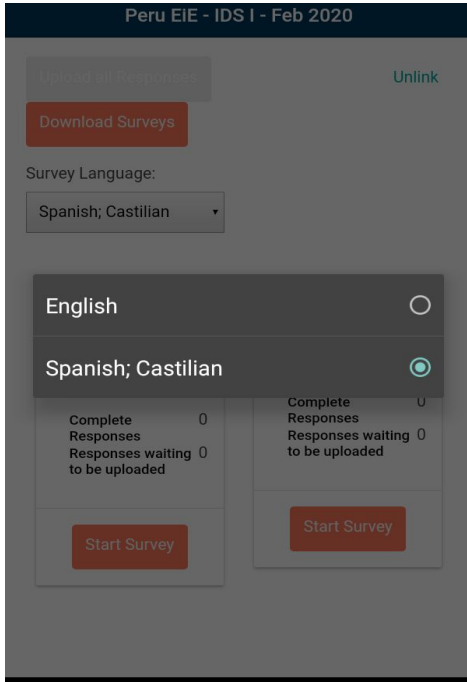
Survey Language:

Español

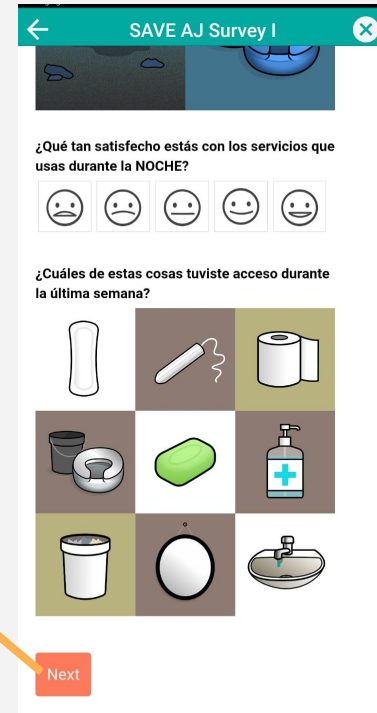
SAVE AJ Survey I	Complete Responses 0	SAVE Cuidadores / Tutores Survey I	Complete Responses 0
	Responses waiting to be uploaded 0		Responses waiting to be uploaded 0
Start Survey		Start Survey	



# Digital Tool Walk Through



\*Mandatory questions





# Digital Tool Walk Through

← SAVE AJ Survey I

¿Crees que con la información recolectada mejorará la atención hacia los beneficiarios?

Save

Response saved

“Save”



# Digital Tool Walk Through

## UCCE Bolivia

Upload all Responses  
Download Surveys

Unlink

Survey Language:

Español

SAVE AJ Survey I


Complete Responses	3
Responses waiting to be uploaded	3

Start Survey

SAVE Cuidadores / Padres Survey I

Complete Responses	0
Responses waiting to be uploaded	0

Start Survey



## UCCE Bolivia

Upload all Responses  
Download Surveys

Unlink

Survey Language:

Español

SAVE AJ Survey I

Complete Responses	3
Responses waiting to be uploaded	0

Start Survey

SAVE Cuidadores / Padres Survey I

Complete Responses	0
Responses waiting to be uploaded	0

Start Survey

# Guidelines and Advice

# Guidelines and Advice

## 1 Be respectful.

Approach people in a friendly way and ask them if you can briefly get their thoughts on the topic. If someone doesn't want to participate, that's ok - just try asking the next person.

## 2 Always ask for consent.

- All participants must provide verbal consent to take part in the survey.
- Always approach the caregiver first - at the beginning of their survey they must give their consent for their and their children's participation.
- You also must ask each child for their consent at the beginning of each survey.
- Remember, both children and caregivers have the right to refuse to participate before or at any time during the survey. If they do, that's ok! Thank them and move onto the next person.



# Guidelines and Advice

3

## Let responders interact with the survey.

- There are some interactive and non-interactive questions in the surveys.
- During the interactive questions - which are marked in the surveys - make sure the tablet is facing the respondent and that they respond to these questions by tapping the images and responses when prompted.

### **Avoid tapping for them!**

- During non-interactive questions, you can input the respondents' answers into the survey yourself.

## Keep on track.

Take with you a notebook in which, after completing the survey, you will record the following:

4

- Whether respondents express any concerns outside the scope of the survey.
- If any question produced notable reactions such as: silence, discomfort, confusion.
- Other aspects that could not be recorded in the survey but that you consider relevant.
- At the end of the day, share these notes with the project leader.



# Questions

1. How many YA and caregivers do we think we can interview in the survey week? (at least one day per municipality, 18 surveys, ideally the majority YAs).
2. From what age in Bolivia can YA answer the surveys on their own?
3. Will they be working on one site each day or on multiple sites simultaneously?
4. Is there a site already assigned to the co-creation sessions? It would be good to share this information with the community during the days when the surveys take place (e.g. with pamphlets).
5. Can we ensure that we have 3 STC people for each co-creation session? (project leader or expert, session 2 coordinators)

# Hands on! Offline

1. Instructions
2. Survey for Parents and Caregivers I
3. Survey for YA I

# Hands on: instructions

## Role game instructions:

1. Split into groups of two people.
2. One person plays the role of the data collector; the other person plays the role of the respondent.
3. You have 60 minutes to practice the "Padres y cuidadores/Caregiver - Survey I" and 60 minutes to practice " Adolescentes/jóvenes - Survey I".





**Master Key:**  
**XXX-XXX-XXX**

# How to Download the app and the Surveys



## Download App:

- Go to: <https://aidiq.com/downloads/ucce.apk>
- It is likely that for security reasons, the system will prompt a security message confirming to download and install the app. We must say yes to everything.

## Once in:

- Click on the surveys that you want to download, in this case, there will be 2: "Save AJ Survey I" and "Save cuidadores / tutores Survey I"
- Every time we enter again it will ask for the master key.



# Hands on: Parents and Caregivers I Survey

## **The data collector:**

- Approach your partner, greet them and invite them to participate in the survey as you would with a real survey participant.
- If the participant agrees, conduct "Padres y cuidadores/Caregiver - Survey I".

## **El The respondent:**

- Imagine how you would react if you were invited to respond to a survey like this if you were a caregiver.
- Try playing out several characters. You can agree to participate right away, be suspicious and ask several questions before agreeing, pretend to be busy, or even refuse to participate at all. Get creative!
- Respond to the survey as you imagine a caregiver would.

**Once the survey is complete, switch roles and start again!**



# Hands on: Adolescents and Youth Survey

## The data collector:

- Approach your partner, greet them and invite them to participate in the survey as you would with a teenager or young person.
- If the participant agrees, take the survey “Adolescentes/Jóvenes - Survey I”.

## The respondent:

- Imagine how you would react if you were invited to respond to a survey like if you were a child
- Try playing out several characters. You can agree to participate right away, be shy and apprehensive to engage, or even refuse to participate
- Respond to the survey as you imagine a child would.

**Once the survey is complete, switch roles and start again!**



# Imagery

Toilet Facilities at Night



Toilet Facilities at Day



# Imagery

Infrastructure

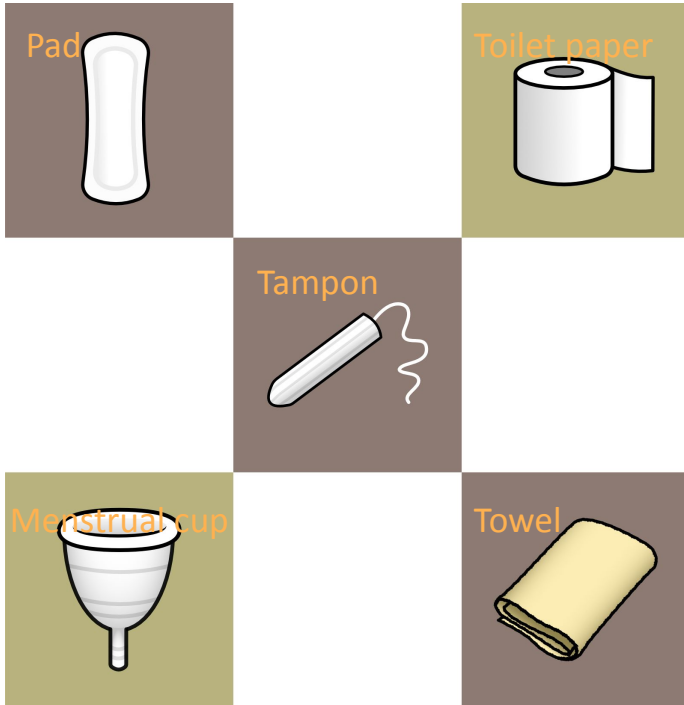


Self esteem



# Imagery

## Feminine hygiene products

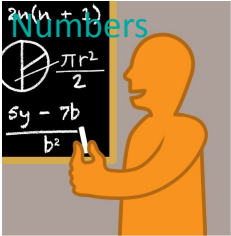


## Hygiene products



# Imagery

## Skills





**Got a question?**